

TACTICAL JOURNAL

IDPA

GETTING BACK ON THE RANGE

ADAPTIVE SHOOTING

Techniques To Help You Get Back Shooting

PRO TIPS

GETTING INTO POSITION

How To Use Stage Markers



Fall 2017/ Volume 21/ Issue 3

MADE IN THE USA SINCE 1961

BERRY'S

SUPERIOR PLATED
BULLETS

&

RELOADING
ACCESSORIES

WWW.BERRYSMFG.COM



401 N. 3050 E. • ST. GEORGE UT
84790



1-800-269-7373

STARLINEBRASS.COM



STARLINE'S NEW RIFLE BRASS PROVEN TO PERFORM



Starline has provided the highest quality brass for over 40 years. Multiple hand and machine inspections ensure cosmetic and dimensional characteristics of each case meet the highest level of exacting standards. All Starline cases are contained between each step of the manufacturing process to maintain superior quality and consistency.

Simply put, Starline provides the best cases in the market for half the price of comparable cases.

Try Starline's new rifle cases today.
Order online at starlinebrass.com.



ORDER FACTORY DIRECT

starlinebrass.com | 1(800)280-6660



© 2017 Starline Brass

GLOCK® + BERETTA®

AR9 CARBINES

READY TO SHIP TODAY... NO WAIT
FINANCING NOW AVAILABLE



VISIT OUR IN STOCK GUN GALLERY AT WWW.SHOPWILSONCOMBAT.COM

CONTENTS

FALL 2017



COLUMNS

4 GEAR CORNER **Carson Lens Cleaners**

Keeping your glass clean without damaging it.
By Robert Ray

6 DIRECTOR'S LETTER **See You At The Movies!**

A Message from Joyce Wilson, IDPA Executive Director.
By Joyce Wilson

8 FROM A WOMAN'S PERSPECTIVE **YOU Own A Gun Range?!**

A great family owned range in Mississippi.
By Delia "Dede" Carter

14 WHAT'S IN YOUR RANGE BAG? **Ming Qian**

Just cutting it down to the essentials.
By Allison Launius

16 PRO-TIPS **Getting Into Position**

How to use stage markers. *By Mike Seeklander*

20 SPOTLIGHT **Paul Carsen**

Master Medic. *By Walt Kloeppe*

32 ADAPTIVE SHOOTING TECHNIQUES **Single-Handed Pistol Loading Operations**

Recommended steps for loading and unloading a pistol with only one hand. *By Rick Cicero*

FEATURES

22 HONORING AND HELPING VETERANS **Learning To Shoot...Again**

All about HAVA's Learn to Shoot Again (LTSA) program for injured veterans. *By Lynn La Roe*

38 EMERGENCY RESPONSE **What's In Your Booboo Bag?**

Thinking beyond the few Band-Aids in your range bag. *By Bobby Baker*

DEPARTMENTS

40 Trophy Room

43 Match Calendar

44 Parting Shot

MATCH REPORT

28 **Comp-Tac's 2017 Republic Of Texas IDPA Championship**

Once again proving...Everything is bigger and better in Texas. *By Steve Schiemann*

36 **2017 IDPA Virginia Indoor Regional (VIR)**

Shooting Lights out in Virginia. *By Jeff Koke*

CARSON LENS CLEANERS

Keeping your glass clean without damaging it.

WORDS + PHOTO ROBERT RAY

"KEEP IT CLEAN", I HAVE BEEN TOLD THAT MORE THAN ONCE ON A RANGE. SOMETIMES I, like a lot of guys, tend to let my language get a little...expressive, while shooting. However, that is not what I'm talking about today. I am talking about your glass. We are carrying more and more of it out on the range today. From your eye pro, to cameras to the optics on Pistol Caliber Carbiners and Carry Optics guns, we have glass that gets dirty and needs to be cleaned.

I hate dirty glasses, they drive me up the wall. I also hate dirty lenses on my camera as it degrades the quality of the pics. So I frequently clean them. Lately, I have been using products from Carson Optical. They have a wide range of "glass" products such as binoculars, spotting scopes, microscopes and all manner of glass. It only makes sense that they would also have glass cleaning products.

I have found their products to be economical and well made. I generally have one of their




compact lens cleaners in my range bag. The size of a lipstick tube, it does not take up much space at all. It has a soft retractable brush to help remove loose dust and particles on one end. On the other, it has a soft pad tip that is infused with a dry nano-particle cleaning formula that you can use to wipe away smudges, fingerprints and grime. They also have lens cloths if you are just need some-

thing for your eye pro.

Now, I can tell you that a lot of people I see on the range use the tail end of their shirt or a dirty range towel. You can get your glass clean-ish doing this but you run the real risk of damaging or scratching your delicate glass. You typically spend a fair bit of money on these optics or glasses, you really should consider spending a few dollars on a product to take care of them and ensure their longevity. Nothing I hate more than having a scratch right in the middle of my glasses. By using a paper towel or some piece of cloth that is just laying around, it almost begs for this to happen to you.

So take a few moments to look at your glass and see what you might need to keep your gear in tip top shape. I am sure that Carson will have something to fit your needs. You can view all their great products at carson.com or at [facebook.com/carsonoptical](https://www.facebook.com/carsonoptical).

So, do you and your glass a favor and...keep it clean. 

International Defensive Pistol Association's

TACTICAL JOURNAL

Fall 2017/ Volume 21/ Issue 3

Publisher
Joyce Wilson

EDITORIAL
Editorial Director Robert Ray
Creative Consultant Socrates Gomez

ADVERTISING
Advertising Coordinator Allison Launius

PRODUCTION
Printing & Distribution Royle Printing

The **International Defensive Pistol Association's Tactical Journal** welcomes submissions of press releases and news of interest to our readers. All material is considered unsolicited and is subject to the approval of the Publisher, Editor, and Advisory Board. All submissions imply consent to publish and will not be monetarily compensated or returned.

Viewpoints expressed in **International Defensive Pistol Association's Tactical Journal** are those of their respective authors and are not necessarily held by the publisher.

DISTRIBUTION SCHEDULE: Quarterly

PROJECTED MAILING DATES:

Feb. 1, May 1, Aug. 1, Nov. 1

CLOSING DATES FOR AD COPY:

Jan. 1, Apr. 1, Jul. 1, Oct. 1

ADVERTISING RATES: Contact IDPA

PAYMENT TERMS: Prepayment or Net 30 Days to approved accounts.

MECHANICAL REQUIREMENTS: Advertisement copy is acceptable in digital format. Please e-mail IDPA Headquarters at ads@idpa.com for digital requirements.

Note: Ads must be the correct dimensions. Ads should be e-mailed to ads@idpa.com. Shipping product samples for review, and other items that cannot be e-mailed, ship to:

IDPA Tactical Journal
2232 CR 719
Berryville, AR 72616

NOTICE:

The **Tactical Journal** is published as a service for members of the International Defensive Pistol Association. No advertised goods or services are endorsed by the International Defensive Pistol Association. All technical data in this publication regarding hand loading of ammunition, or training techniques reflect the opinions of the individuals using specific tools, products, equipment and components under specific conditions and circumstances not necessarily described in the article and over which the International Defensive Pistol Association has no control. The data and/or methods have not been verified by the International Defensive Pistol Association, its agents, officers, or employees and accepts no responsibility for the results obtained by persons using such data. The International Defensive Pistol Association disclaims all liability for any consequential injuries or damages. No advertising item is intended for sale in those states where local restrictions may limit or prohibit the purchase, carry, or use of certain items. Mention of a product or service in text or advertisements does not imply endorsement or approval of that product by the International Defensive Pistol Association.


The IDPA **Tactical Journal** welcomes submissions of press releases and news of interest to our readers. All material is considered unsolicited and is subject to the approval of the Publisher, Editor, and Advisory Board. All submissions imply consent to publish and will not be monetarily compensated or returned. If you'd like to submit an article, please send it to TacticalJournal@idpa.com.



PICK THE RIGHT TOOLS FOR THE RIGHT MATCH

Safariland® has always been the industry leader in competition shooting and the all-new Range Series is no exception. Developed and tested by the best competition shooters in the world, these products were made for winning. The Range Series is ideal for IDPA matches. The durable construction and simplistic design allow you to put the focus on the match at hand, not the gear on your belt.

For more information visit Safariland.com



ROBERT VOGEL
2015 IDPA Champion

334



778



779



5197



©2015 Safariland, LLC



free shipping on all orders!

PRECISION DELTA™

AMMUNITION & BULLETS

www.precisiondelta.com

THE JACKETED BULLET EXPERTS

1-800-337-3621



made in the USA

SEE YOU AT THE MOVIES!

A Message
from Joyce Wilson,
IDPA Executive Director



ARE YOU READY FOR THE 2017 IDPA NATIONAL CHAMPIONSHIP? WE ARE SO EXCITED ABOUT THIS EVENT! THE THEME of this year's Nationals is *great movie shootouts* and I am seeing many creative stages that will remind you of movies we've all loved. Brian Ehrler, Rick Lund and Chad Barber have some clever surprises in store for all who attend.

We are also looking forward to electronic scoring at this match using PractiScore as our scoring solution. We will be using the able help of Paul Jones, AC for Eastern PA, DE and NJ, who has scored several big matches using PS as well as several other people with extensive experience using this system. And, like last year, each bay will host a common stage that will benefit a worthy charity.

to see made. After we learn from this pilot, we will roll this out in other areas of the US, likely in the Midwest next.

So that our ACs with multiple states can be more effective, we have also created a volunteer position of "State Coordinator". An AC with multiple states may elect to appoint someone from that state to be the State Coordinator (SC). Currently, we are piloting with one SC from New Mexico and

staff as Administrative Assistant. Mandy will have varied responsibilities with the organization. She brings experience and enthusiasm to this job, both as a management resource and as a shooter. Mandy is the 17th woman to attain the rank of Master in our sport. She will be traveling to many matches to represent IDPA HQ and Wilson Combat. Please welcome her when you see her at a match.

We are looking forward to electronic scoring at this match using PractiScore as our scoring solution.

Earlier in the year I mentioned that 2017 would hold some very positive organizational changes for IDPA, and some of those changes are related to our Area Coordinators. A few weeks ago, in an effort to streamline communications and AC consistency, we began to combine areas of responsibility in the western US so that the ACs would truly be "Area" Coordinators with multiple states. The western US is our pilot for this change. We are monitoring the ACs there and listening to what they like about it and what changes they would like

plan to roll out more opportunities for this position late this year.

We have also updated the Match Administration Guide (MAG) to reflect some new guidelines for sanctioned matches, including a mandatory intervention by the AC at a sanctioned match based on a specific number of DQs on the same stage. By requiring an immediate response from the AC and Match Director, we anticipate the quality of match offerings will be enhanced.

One of the most positive changes is the addition of Mandy Bachman to the HQ

The Headquarters staff and I are wishing you a cool and productive summer and look forward to greeting you in Cresson in September! 📺

Joyce Wilson, #CL087

Joyce Wilson is the Executive Director of IDPA. Members can contact her at joyce@idpa.com

25 Years of Winning



Todd Jarrett

Winner of dozens of major IPSC matches & multiple national & world championships

“ My Pocket Pro II shot timer provides the feedback for a more effective training session at the range, and the ProChrono Digital chronograph has taken my loads to a new level. For over 25 years, Competition Electronics has been part of my winning style . ”


\$129.95



POCKET PRO II

Advanced shot timer to improve your shooting speed! (model# CE-4700)

\$119.95



PROCHRONO DIGITAL™

Accurate velocity measurement for almost anything that shoots! (model# CE-3800)



Competition Electronics

THE WINNING DIFFERENCE!

815.874.8001 • competitionelectronics.com

FROM A WOMAN'S PERSPECTIVE

Author and range owner Dede Carter running a stage on her range.



A hand holding a handgun, pointing it towards the right. The background is a blurred outdoor setting with green foliage and a wooden fence. The text is overlaid on the right side of the image.

YOU OWN a gun range?!

A great family owned range in Mississippi

WORDS DELIA "DEDE" CARTER, A28728 PHOTOS COURTESY OF THE CARTER FAMILY

"YOU OWN A GUN RANGE?" IS A QUESTION I'VE BEEN ASKED MANY TIMES OVER THE YEARS WHEN CONVERSA-

tions have taken a turn towards what I did when not working at my full-time job. I attribute the surprise to multiple factors, 1) owning a gun range is not your typical woman's business in comparison to the more common retail offerings such as a shop or salon; 2) dependent on the per capita of any given area gun ranges are not as

common place as those other businesses; 3) at Ridge Crossing we have the added facet that two of our three partners are women.

Ridge Crossing Shooting Club is a family owned & operated range tucked away in Northeast Mississippi just outside of Tupelo. It's a small range that we established under very humble circumstances in 2005 with one bay and a dried-up pond that served as a second bay in dry weather. In the years since we affiliated with IDPA in 2007, and

have grown to five pistol bays and one 100-yard rifle bay. It's been a family effort and our roles are loosely based on individual strengths and experience but interchange when necessary. We are all instructors, additionally Nicky runs Maintenance, daughter Jessica manages our website, and I am responsible for Administrative duties.

Those administrative duties cover a broad path that has introduced me to public relations and marketing. My tactics

FROM A WOMAN'S PERSPECTIVE



have grown from making visits to area gun shops with business cards and flyers to include social media and emailing a monthly newsletter. Every conversation, every night out, every road trip turns into a planning session of how best to promote our range, what improvements are needed, discuss what's working and what's not, what events can we do, how can we entice more shooters to the range and to IDPA. In addition to our monthly IDPA match, this year we added a monthly event called Head-to-Head Challenge that runs January to June



Family and friends are a key component to making the range fun.

SHOOTER MAKE READY...

with

Comp-Tac

**NEWEST
TARGET
SUPPLIER!**



**TARGETS & PASTERS
HOSLTERS
MAG POUCHES
PRO GRIP & HOLDER
BELTS
REVOLVER GEAR**

**281 - 209 - 3040
WWW.COMP-TAC.COM**

Dede and family continue to upgrade and improve the range they built together.



for Series I and July to November for Series II. This is Nicky's creation designed as a bracketed double elimination challenge with a winner and a small prize drawing each month. Other events we've added to the calendar are an annual cookout and the biggest of all will be the return of the MS State IDPA Championship as a Tier 4 event. The MS State IDPA Match was a featured annual event for us during 2008 - 2013.

A conversation that repeats itself is one where we revisit the benefits we've gained from being range owners. Aside from having our playground in our backyard, after years of "working for the man" and careful planning we've gained the opportunity to take early retirements and do something we both enjoy as a couple and as individuals. The greatest benefit of owning the range has been the treasure trove of friendships that have enriched our lives beyond measure. Most of those friendships are directly attributed to being IDPA members.

I find that word of mouth has served us well over the years and I receive calls from men and women alike in search of training opportunities for themselves and loved ones. Men call in search of training for wives and daughters because they realize (and I quote) "she just won't listen to me". We're always more than happy to lend a helping

The greatest benefit of owning the range has been the treasure trove of friendships that have enriched our lives beyond measure. Most of those friendships are directly attributed to being IDPA members.

hand to get those ladies up to speed with safe gun handling skills and boost their confidence in themselves.

I've met numerous women over the years who fear firearms, yet they want to be able to protect themselves and thankfully they realize the need to be trained in the proper use of a firearm. If they already have a firearm, it's usually one belonging to a husband or father or it's one that has been bought for them by a well-meaning male family member. More often than not it doesn't suit them because they didn't actively participate in the purchase of their gun and it is better suited to the husband or father making the purchase.

Owning a gun range has made us acutely aware of the rise in gun purchases in recent

years, which we've attributed to the political climate. Many have purchased a firearm that they know little or nothing about and have either never shot it or have shot it only to discover they've made a bad choice. In my attempt to offset that, I offer a hands-on mini-tutorial for those who don't have an idea of what they want or need in a firearm to help them at least make an informed purchase. These mini-tutorials benefit me as well by keeping my teaching skills honed between classes and they give me opportunities to stay familiar with each pistol as I explain and demonstrate their functions. These mini-tutorials are my way of paying forward and repaying in-kind the mentoring I've been fortunate to receive over the years from so many of my IDPA friends.

FROM A WOMAN'S PERSPECTIVE



The Carter family range has come a long way from the one bay and dry pond it started with.

Any idea of the percent of women IDPA members as compared to the percent of men IDPA members? While preparing my notes for this article I was surprised to discover the overall percent of women IDPA members from the entire membership population is in the single digits. My first question was why? Then I asked myself what can we do to draw more women to our sport? How can we educate others that we are a family friendly environment?

I realize as a general rule growing up female most of us experienced an upbringing that exposed us to traditional female roles, and most likely excluded opportunities to experience things not necessarily

geared towards women. The opportunity has to be available in order to be experienced, whether that opportunity is offered or actively sought after. I'm not alone as a woman range owner, there are several impressive ladies in the business. As women range owners we are in prime positions to help broaden some of those horizons by providing opportunities and showing that the shooting world is one we can all enjoy and benefit from.

2017 has been a big year of change for me and my family. Nicky and I both retired – if you can truly ever retire. In February, I left my full-time job in order to accomplish a personal goal to complete my studies as a

Certified Personal Trainer. My plans include continuing to help Nicky run our range. And my greatest joy came in March when I became Granny to twins Hadley and Harlow.

This year marks ten years for us with IDPA and we look forward to a long association, after all we have another generation to bring into the fold! **TD**

ABOUT THE AUTHOR

Delia “Dede” Carter, A28728

Delia is recently retired and changing careers. She is currently a co-owner and instructor at the Ridge Crossing Shooting Club outside of Tupelo, MS

IDPA PDR PRO-2

The All-New IDPA PDR PRO-2

The IDPA PDR PRO-2 holster incorporates our latest generation Kydex holster body, as used in the popular PDR PRO-1I holster. It is an efficient, fast holster body, available for many popular gun types for both right and left handed shooters.

The bare Kydex cannot be beaten for speed, quick release and smooth draw. Tension adjustment is done by turning one, or both Phillips head screws, which are accessible from the outside of the holster body, while worn.

This hanger positions the holster body up close against the body and provides you a solid, yet tilt adjustable holster mount. It can be used with 1.5-2" wide belts and is fully ambidextrous, working equally well for RH or LH holsters.

NEW USA WAREHOUSE!
ALL ORDERS SHIP FROM PENNSYLVANIA, USA

Visit: www.doublealpha.biz or www.cedhk.com
E: sales@doublealpha.biz | E: sales@cedhk.com
T: (888) 628-3233 | (610) 336-9752



COMPETITIVE
EDGE DYNAMICS

NEW VERSION



PERFORMANCE UPGRADES BY ANY MEASURE



**INTRODUCING IMR TARGET™ AND IMR UNEQUAL™: THE MOST CONSISTENT,
MOST WIDELY AVAILABLE HANDGUN POWDERS ON THE MARKET TODAY.**

It's the legendary performance of IMR powders combined with our superior load data. New IMR Target and IMR Unequal set the new standard for clean-burning efficiency no other handgun or shotshell powder can match. Adjust your expectations, and your powder measure. See our all-new data at IMRreloading.com



MING QIAN

Just cutting it down to the essentials.

WORDS ALLISON LAUNIUS, A51146 PHOTOS LEAPERS INC.

MING QIAN HAILS FROM MICHIGAN AND IS AN UP AND COMING SHOOTER WHO IS SURPRISING THE TOP LEVEL MASTERS AT every match he competes in. After recovering from a motorcycle accident, he joined IDPA and quickly became addicted to the shooting sports.

When Ming isn't shooting sanctioned matches, he is able to shoot at one of four clubs in his area so there is always somewhere to compete. Since his motorcycle accident, the shooting sports have become a type of physical and mental therapy, encouraging him to get out and move and be active. After joining, he became classified as a Sharpshooter and then a few months after that, shot his first sanctioned match at MI State.

In preparation for his first Smith & Wesson Indoor Nationals, he prepared all winter with dry fire and going over the basics. All of his hard work paid off and he was bumped to Expert. Then just a few months later, he was bumped to Master at the 2015 Great Lakes Regional. All in all, it took him 14 months to achieve his first milestone; Master class. He says "...Which skill does not have a ceiling? It then took me another 14 months to be proficient and somewhat competitive with big buys.

I pack light and don't tend to bring all my cleaning equipment and food with me."

Ming Quin takes a moment to get ready for his next stage.



IN THE BAG


1. UTG All-In-One range bag with inner and outer bag
2. Magazines
3. Rudy Project Synform glasses as my EDC glasses and a Rydon set with multiple clear/colored lenses as backup in case shooting indoor/darkness/rain
4. MSA Sordin Ear Protection
5. Primary gun-Glock 34 Gen3
Secondary gun-Glock 34 Gen3, 100% clone from the primary gun
6. Pocket Pro Timer
7. Hand Warmers
8. Hand drying spray. Less messy than lotion or other liquid type.
9. Magazine Reloader
10. Surefire ear plug to double it up. The quieter, the faster.



But again, it's always about competing against yourself. Match environment can be intimidating sometimes and we hear complaints all the time. However, this is the sport everyone should be relaxed and enjoy themselves. Simply obey the rules, pull the trigger safely, and be happy."

Ming however doesn't spend too much time on gear and equipment. Ming who says he is "a strong believer in skill over equipment" shows in what he carries on the range. His minimalistic approach just proves that you don't need everything under the sun to compete at a high level. Ming mentions "The contents in my range bag... I pack light and don't tend to bring all my cleaning equipment and food with me."

Thank you to Ming for allowing us to poke around at the gear and your mindset on what makes you a Master level shooter. Things I found very useful for myself, hand drying spray. Less messy than lotion or other liquid type. The other item was hand warmers. Something people from north can appreciate even during summer time. Mornings can get bit chilly.

Until next time, keep shooting straight and if you have a bag that you would like to share please email me at allison@idpa.com. 


Shooters Connection

Service that is **Fast & Accurate**

800-387-4045

IDPA's Newest Licensed
Target Supplier

ShootersConnection.com



Banner edges or stage props can also be used as stage markers.

GETTING INTO POSITION

How to use stage markers to improve your match.

WORDS MICHAEL SEEKLANDER, A31187

PHOTOS YAMIL SUED

ONE QUESTION I GET MORE OFTEN THAN MOST IS HOW TO BREAK STAGES DOWN. OFTEN TIMES, SHOOTERS WANT me to do a video on the concept of breaking down a stage to shoot it properly in a match. This concept while simple in theory, is often difficult to teach and even harder to show on video. So in this article I will stick to a principled approach to breaking stages down and give some concrete and usable tips on how to approach planning to shoot a stage. At the end of this article I will give you a flowchart to follow for each stage you shoot in a match, but before I do I want to talk to you about stop markers and stage markers. Have you ever watched a top level shooter run and gun through a stage and wonder how they did it three seconds faster than everyone else? The

question is, does shooting speed (their ability to shoot the gun fast) in itself give this kind of advantage? Generally no, they are gaining time elsewhere, and I would garner a bet that it is during the movements on the stage they shoot rather than the speed with which they pull the trigger. Enter stop and stage markers! You might be asking, "What the heck are those!" The simple answer is that there are spots we pre-locate on a stage that help us get our body and gun in the right position when moving to a spot we are going to shoot from. Let me explain in more detail:

Stage Markers

Stage markers are spots on the stage that I use to help me align the gun faster on the first target in a shooting array. When you

walk through a stage you will find that as you enter shooting positions with walls or other vision barriers blocking your view, the first target you will see as you actually step into the location where you will shoot from will appear in a specific location in your visual field (height). The sooner you can bring the gun to bear on this target, the faster you can shoot it. For this reason, when moving into the shooting location, if there is a spot on the wall or vision barrier that I can align the gun with, I know when that target comes into view that the gun will be pointed toward the target area, at generally the right height. When entering a shooting position, I extend the gun before I get stopped, and because of this, all I have left to do is find the target with my eyes, do some quick centering of the gun on the

aiming point, and begin firing. Conversely a shooter with less experience might have to extend their gun, find the target, and then start their centering process where I already have all that done, giving me significant time advantages.

Stop Markers

Similar to stage markers, stop markers are spots on the ground that help me make sure that I stop in the exact spot I need to in order to see, and shoot at the targets in that particular array at that location. If I fail to find and step on a specific stop marker, I risk having to adjust my feet to shoot a target in an array where there are multiple targets with a big swing involved.

Other General Stage Breakdown Tips

The following are some things that you will want to pay attention to in your stage breakdown/planning process:

Stay away from new things! Stick to skills you know you have and can perform on demand under stress. The only time you might want to stick your neck out like that is when a title is on the line and you desire to “go for it”.

Plan reloads with some margin of error. I have seen really good shooters trash stages because they planned no reload and decided to shoot to empty and had a malfunction or miss on the stage that messed up their plan. The time they spent fixing the problem, and then trying to finish the stage

cost them much more time than just doing a reload in a logical pause area.

Be careful watching shooters before you. Good shooters make hard stuff look easy. Bad shooters make easy stuff look hard. Either way, those images can affect your self-image and hurt your performance on the stage. I strongly recommend that you do NOT look at the shooters before you when you are about to shoot. Spend that time facing away and visualizing instead.

Know the shooting order. This seems so simple, but I have seen (and experienced this myself) many shooters perform poorly on a stage because they did not pay attention to the shooting order and got caught

The sooner you can bring the gun to bear on this target, the faster you can shoot it.



ABOUT THE AUTHOR

Michael Seeklander, A31187

Currently Mike Seeklander is owner of Shooting-Performance LLC (www.shooting-performance.com), a full service training company and the American Warrior Society (www.americanwarriorsociety.com). Mike is also the co-host of The Best Defense and Rapid Fire featured on the Outdoor Channel.

by surprise. Make sure you are prepared to shoot well before your turn.

Focus on the match. If you shoot matches for social reasons, that is cool with me, but I doubt you would be reading this article if you did not have a strong desire to win. Focus on shooting rather than socializing at matches, within reason. Obviously if you are sponsored by a company, that

company will want you speaking to other shooters about their product or services, but keep these conversations to a minimum until after you have finished the stage.

Maintain your gear. I “work” matches, rather than shoot them. This means that I am constantly “working” to prepare my gear and myself for the next stage, or document the results of the last one.

Check your gun and gear regularly during a match. Keep your glasses clean, magazines clean and prepared, etc.

Stage Breakdown Flowchart. This has been requested by several people, and may be of use to the new shooter. This flowchart will show you the process I go through to break down and stage in my planning process:





ALIENGEAR
HOLSTERS

Adapt to Every Environment.



NEW

**SHAPE
SHIFT™**

MODULAR HOLSTER SYSTEM

- Easily Shifts to 11+ Carry Positions
- Comfortable in All Configurations
- Forever Guaranteed



Get Your Starter Kit Online
+ **FREE** Holster Mount - \$99⁹⁸

AlienGearHolsters.com

shoot like a champion

VOGEL
COMPETITION TRIGGER SYSTEM
Robert D. Vogel



www.glocktriggers.com

PHOTO BY
Yamir Sued



9MM | 40S&W | 45ACP
223REM | 308WIN

**MATCH
GRADE
AMMUNITION**

FREEDOM
MUNITIONS

Use code **TJ2016** for
5% OFF your entire order

Loaded with
Vihtavuori® powder.





PAUL CARSEN

Master Medic

WORDS + PHOTOS WALT KLOEPPPEL, A56663

IF YOU MET PAUL CARSEN, 43, ON THE STREET, YOUR FIRST IMPRESSION WOULD BE WHAT A NICE GUY. A FRIENDLY SMILE and quick hand shake tells you that first impression was right.

You may also sum up his 5' 7 ½", 158 lbs. as just another nice guy who's probably a computer nerd or something along that line. But you'd be wrong ... because Paul saves lives, military lives. Paul is also known as Major Carsen, an Army Physician Assistant in the U.S. Army Medical Specialist Corps.

Paul can't really remember when he first started shooting guns ... let's just say forever. Paul's dad, John Carsen, introduced him to firearms and taught him the fundamentals. They did a little hunting, but mostly target shooting, and mostly pistols.

Growing up in Ocean Springs, MS, Paul enjoyed a boy's dream for romping. A hop, skip and jump, he was splashing in the Gulf. Out the back door, he was in his jon boat chasing gar as long as his leg. But shooting guns, well, that was on top of his list of fun stuff to do.

"I would probably say when I was 7 or 8 years old my dad started me shooting. By the time I was 14, he built a pretty nice range on our property. We could shoot any-time we wanted. I sure do miss those times and that range," said Paul.

Like many young men of Paul's generation, he really wasn't sure of his next step out of high school until he enlisted in the Mississippi Army National Guard at 18 where he spent the next 10 years in the infantry. During that time, he used his military benefits to fund his college tuition to earn his undergraduate degree at Mississippi Gulf Coast Community College.

Paul says his interest in going into the medical field was born out of the fact that his mother was a nurse. Then one day on his way home from a Guard drill, he came upon a bad traffic accident on the interstate.

"Several of us from our unit stopped to assist. One of those was a physician. After watching him administer help to those critically injured ... it really opened my eyes. I thought hey, this is really what I want to do."

Major Paul Carsen (left) while deployed in Afghanistan.



Paul's next step was to join the Military Physician Assistant Program offered by the Army. It required him to go active duty for two years. Upon finishing, he was commissioned as a physician assistant and an Army officer. Paul is in a medical unit in the Army Reserve at present, but most of his 24 years in uniform have been spent in combat arms units.

"I deployed to Iraq for a year with a Brigade Combat Team and deployed to Afghanistan for six months with Army Special Forces," said Paul.

While being deployed, Paul's skills as a physician assistant in a battalion aid station

was essential to his fellow soldiers, caring from the simplest injuries to stabilizing traumatic wounds from IEDs and gun shots. It was during these times in a combat environment that Paul earned his Combat Medical Badge, as well as a Bronze Star for meritorious service in a combat zone.

In fact, Paul has earned quite a few badges, ribbons and commendations during his 24 years of service, including the Flight Surgeon Badge ... and oh yeah, he's Airborne.

Paul's ability to deal with stressful situations and remain cool as a cucumber has worked as well in his competitive shooting as it has in his profession. His first IDPA competition was in 2012. He applied himself and rose fast to the ranks of CCP, SSP and BUG Master. He holds ESP and CDP Expert as well.

"I had taken a few classes, one from Larry Vickers that was great, and I wanted to test my skills and become more proficient with my carry pistol and gear. I thought I was a good shooter - that is until that first IDPA match. Then I realized I still had a lot to learn and improve upon," said Paul.

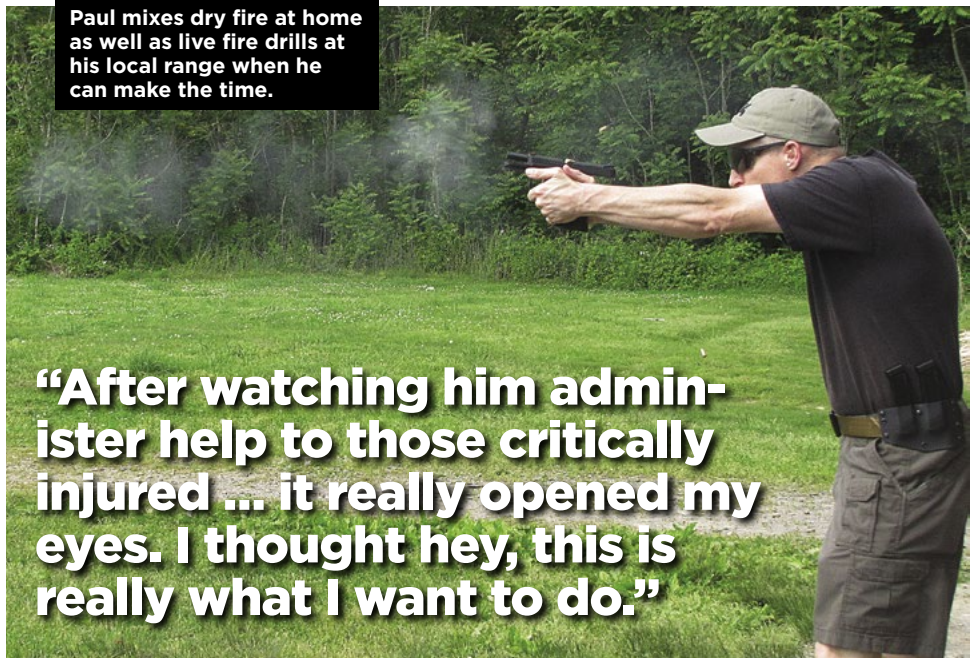
Practice Techniques

"I try to analyze my practice sessions and matches. As with most things in life, IDPA is mainly a mental exercise. To improve it takes discipline. Nobody wants to do dry fire after working all day but we all know how important dry fire is to success. Also, I find it helpful to completely change my routine from time to time, in both live and dry fire. Sometimes it can seem we are just going through the motions in our practice routine, so I like to change it up. Dry fire can be mundane, so it helps to liven things up. I set up a stage in my house and run through it dry fire. Something I've been doing lately is starting and ending all my live fire sessions with doing the 50 round Dot Torture drill."

Gear

"My first pistols were revolvers. I purchased my first semi auto in 1997. It was an HK USP 40, the quality and reliability impressed me. So much so, that over the years I've had/have other brands, but Heckler and Koch is my go-to pistol. The reliability and quality speak for its self with HK, but the reliability is what really matters. I have a VP9 with over 20,000 rounds through it without a single malfunction. I use various holsters, mainly Blade Tech and Comp Tac. For years I shot IDPA with an IWB holster and a T shirt for a concealment garment. I shot the

Paul mixes dry fire at home as well as live fire drills at his local range when he can make the time.



"After watching him administer help to those critically injured ... it really opened my eyes. I thought hey, this is really what I want to do."

Worlds and Nationals like that. But just this year I'm trying a vest and an OWB holster; my friends say I've gone full gamer.

"As far as mentors, we have so many really great shooters here in Middle Tennessee. I've shot IDPA matches all over the country, and if you can do well at the Tier 1 matches around Nashville, you can do well anywhere. We usually have up to 50 shooters with 6 or 7 Masters shooting the bimonthly Tennessee Action Pistol IDPA matches," said Paul.

Goals/Past and Present

"My most memorable win would have to be when my girlfriend and I took a vacation in New Hampshire and I shot in the Ruger "Live Free or Die" state championship where I got bumped to Master in SSP. It was a completely unexpected win as I did not do well in one stage. You shoot a bad stage and think it's all over but you never know. It was also some beautiful country to see in October. We went to the White Mountains afterwards and then to the coast of Maine ... quite the adventure all around," reflected Paul.

"I'm currently a three pistol Master, I would like to make five pistol Master. That's farther than I ever imagined I could go."

Advice to Upcoming Shooters

"Never give up. You will hit plateaus in your shooting and matches. Keep trying and keep shooting. Shoot as many matches as you can. If your club lets you, shoot two divisions at Tier 1 matches. I shot a run of

sanctioned matches where I didn't feel like I did well and asked myself why I was wasting my time doing this," said Paul. "Then I asked myself, was I a better shooter then when I started? The answer was of course yes. Don't lose sight of the big picture. Keep your faith and never give up, God will take you places you have never imagined."

Paul currently works in a Middle Tennessee Emergency Room. He is humble about his service, but we all know that those who have served in our military deserve our thanks and appreciation, as well as all first responders - whether policemen, firemen or paramedics.

"When I got out of high school, I never dreamed I'd be an officer and have a college degree, but you just never know," said Paul.

You just never know. **TJ**



Paul gets ready to run a stage at the 2016 Nationals.


ABOUT THE AUTHOR Walt Kloeppel, A56663

Walt Kloeppel is an Army Veteran and retired as a writer/editor from the U.S. Army Recruiting Command in 2010 after 36 years combined Army/Civil Service time. A former metallic silhouette/bullseye shooter, he joined the IDPA ranks in 2013. He resides with his wife in Nashville, TN.

LEARNING TO SHOOT AGAIN

All about HAVA's Learn to Shoot Again (LTSA) program for injured veterans

WORDS LYNN LA ROE, A823596



LTSA enjoys enthusiastic help from the shooting community.

IN AUGUST 2010, RICK CICERO LOST HIS RIGHT ARM AND LEG FROM INJURIES SUSTAINED IN AFGHANISTAN. SIX months later, after learning to walk again, a trip to the range with his Dad rekindled Rick's love of shooting. Both he and his Dad have been firearms instructors for 20 and 40-plus years, respectively. Over the next several years, via trial and error and with guidance from other shooting professionals in the military and police, Rick developed new shooting techniques to work within his physical "limitations." Rick says, "I was my own worst student. I knew what a proper stance and all the fundamentals should look like, yet every time I found myself shooting well, I would look down and see that my stance and grip were not what would traditionally be correct. That's

when I finally came to the realization that I had to learn to shoot again using different techniques to suit my abilities."

The latest technology, including the Sig Brace, was also instrumental in honing Rick's skills. Each new success built on his previous successes. Rick was already organizing skydiving events and teaching Brazilian Jiu-Jitsu to wounded veterans, but now Rick really began fostering relationships within the veteran community and the firearms industry in earnest. He attended an event at the Wyoming Antelope Club in Pinellas Park, FL which led to his involvement with Honored American Veterans Afield (HAVA) in supporting their Family Day activities. This coordination created associations with other accomplished shooters, Trevor Baucom and Chris Fleming,

themselves injured veterans, which later resulted in an invitation to shoot the Rockcastle Pro Am. The surprising success of that day for Rick and fellow wounded veterans, Sharod Edwards and Carl Moore was the impetus for what is now the Learn to Shoot Again (LTSA) program.

Immediately following SHOT Show 2016, Rick assembled a team of combat veterans, most of whom sustained and recovered from major injuries including paralysis, loss of limbs, and spinal injuries that would have sidelined most. With the support of the NRA, HAVA and the Hernando Sportsman's Club in Weeki Wachee, FL, Rick ensured that the entire team became certified in pistol, rifle and shotgun instruction. Additionally, Sig Sauer Academy has been instrumental in advancing the skills of the

Getting vets back out on the range drives Rick.

Having lived it, Rick knows what it takes to adapt to a different way of shooting.

LTSA instructors by offering an advanced pistol instructor course last September and an advanced carbine instructor course in June. The primary instructor for these courses was Harry Bologna (US Navy, ret.), a fellow combat injured veteran and LTSA teammate. One of the main focuses of LTSA is not only to perform, but to perform to the highest standards of the able-bodied shooter without any special considerations and in all environments.

LTSA is giving the folks they serve a purpose to get up and get out of the house, or as Rick likes to say, “To realize that life isn’t over; it’s just different.”

LTSA began teaching monthly one-day classes in Florida and, over the past year and a half, has traveled the country to San Antonio, Texas; San Diego, California; Nashville, Tennessee; Park City, Kentucky; Gerrardstown, West Virginia; Salem, Connecticut; Moyock, North Carolina; Rockville, MD, and Fort Benning, Georgia, supporting HAVA events and conducting two to three-day classes to return the veteran community to skill and confidence on the range. In addition to providing adaptive pistol, rifle, and shotgun instruction, LTSA also teaches the effective use of braced firearms.


The positive feedback within the veteran community and firearms industry has been nothing short of amazing. LTSA is giving the folks they serve a purpose to get up and get out of the house, or as Rick likes to say, “To realize that life isn’t over; it’s just different.” It is providing them an opportunity to experience camaraderie with their Brothers and Sisters in arms that had either gotten lost or forgotten along the way. It has inspired veterans to ask for more train-

HONORING AND HELPING VETERANS



LTSA is proud to be able to help our vets.





HAVA and LTSA have received great support from pro shooters.

ing and additional avenues to sharpen their skills and to take it to the next level.

This past February, the LTSA instructor team and some of their students were invited to shoot the 2017 Smith & Wesson Indoor National Championship. LTSA instructors Rick, Sharod and Chris shot on Wednesday. On Saturday, they spent a day at the Academi facility in Salem, CT, conducting a training session for a handful of injured veterans, exposing them to IDPA and marksmanship fundamentals for those individuals to shoot an abbreviated version of the IDPA course on Sunday. There were some definite learning curves involved, not only for the shooters, but for the Safety Officers, as they had to determine how to balance the realistic capabilities of shooters in wheelchairs and those wearing prosthetic devices with the safety of the shooters themselves and everyone around them. In the end, it was an enormously successful event and an eye opener for all as to how to encourage individuals with physical challenges to participate in competitive shooting while at the same time raising the bar for performance, rather than lowering it.

Following the success of Indoor

...13 Prototypes, six months, one patent application:

TF SHIELD +1



WWW.TAYLORFREELANCE.COM
(360) 391-1551

TFX™ PRO
TRITIUM + FIBER-OPTIC XTREME
PROFESSIONAL HANDGUN SIGHTS

**CARRY YOUR SIDEARM
OUT OF THE DARK AGES.**

TRITIUM + FIBER-OPTICS
Green dots glow day and night and adapt to available light, for a sight picture that is always bright and always ready

U-NOTCH REAR SIGHT DESIGN
Improves speed and accuracy

HERMETICALLY SEALED CAPSULE
Fully protects optics from oils, solvents, and other chemicals

ANGLED REAR SIGHT EDGE
for emergency one-hand slide operation

CONTRASTING ORANGE FOCUS-LOCK RING
for faster focus on front sight

TRUGLO TACTICAL

WWW.TRUGLO.COM

Scan for video

GUN Goddess
Women's Shooting Accessories & Gifts
Gun Cases • Purses • Apparel
Move over, boring black!

Facebook.com/GunGoddess
www.GunGoddess.com
(866) 957-1117

HONORING AND HELPING VETERANS

Nationals, many of LTSA's instructors have begun competing within their local areas and creating more opportunities for other veterans as well. LTSA sent a team of six instructors and two prior students to Sig Sauer Academy for the Aiming for Zero charity event in early May. The "Cripple Crew," as they sometimes jokingly refer to themselves because they truly feel comfortable with who they are, absolutely made their mark on the event. Frank Koo, a competitor that day, happened to end up on the same team with the Crew. Following the competition, he said, "This morning I registered at the Aiming for Zero match at Sig Sauer Academy with my buddies Todd and Matt. I was focused on my performance and my match, but upon seeing our squad's first couple of veteran shooters and how they shot so well while dealing with their adversities, I was humbled and the day was no longer about me. I am so honored to have spent the day with these awesome squad mates and have them as my new friends."

Two weeks later, using their experience from the Aiming for Zero event, LTSA worked with 15 veterans at the Dade City

We hope you will consider volunteering at a HAVA event.



It is providing them an opportunity to experience camaraderie with their Brothers and Sisters in arms that had either gotten lost or forgotten along the way.

Premium Ammo. Match Grade Service.



TARGETBARN.COM

Rod and Gun Club in Dade City, FL, improving their skills with reloads, drawing from the holster, effective use of cover, movement to and from positions as well as movement while shooting. A similar class was held at the end of June; the goal being to prepare students to complete an IDPA Classifier in September and then to compete in the first Florida-based Aiming for Zero event on Veteran's Day weekend at the Manatee Gun & Archery Club in Myakka City, FL.

This event will be unique in that each team will be led and coached by an accomplished professional shooter as well as an LTSA instructor. It will provide an opportunity for LTSA students to draw from the camaraderie within the shooting community and facilitate involvement from non-injured veterans to come out and compete with some of the best shooters in the industry.




"Our mission for HAVA has always been to raise awareness and assist disabled Veterans with their healing process and to help rebuild confidence in the future through active participation in guided hunts and shooting events," said Tom Taylor, HAVA Chairman. "In leading HAVA for 10 years and touching well over 10,000 wounded Veterans with our programs, I can honestly say Rick and the LTSA team has found a way to take healing and confidence to a higher level."

LTSA has grown from a small one-on-one entity among fellow veterans to a nationwide resource to assist not only our injured veteran population but also our idle veterans to return to the camaraderie, challenge and excitement of one of the best aspects of being a servicemember.

"I'm able to volunteer and give back to other veterans. Seeing the light in veterans' eyes when they realize they can shoot when they didn't think it was possible is an amazing feeling and something I'm proud to be a part of," states Dennis "Lunchbox" Bechtel when asked what it means to him to be a part of HAVA and the LTSA team. As LTSA has grown, they've gained more and more support, the most recent being sponsorship from the Yellow Ribbon Fund which will enhance LTSA's access to events and resources to spread the word and train even more veterans in competitive shooting sports. This is just the beginning. We

cannot wait to see what the future holds!

For more information on LTSA, Rick can be reached at richard_cicero@bellsouth.net. 

ABOUT THE AUTHOR Lynn La Roe, A823596

I began shooting muzzleloaders in 2007 as a homeschool mom participating in primitive reenactments with my children, transitioning to modern firearms along the way. I am the better (oops, I mean other) half of Rick Cicero and I'm the only female, non-veteran instructor on the LTSA team. Someone needs to keep these guys in line! It is a true joy to travel the country in our RV meeting wonderful folks and hitting the range regularly.

COMP-TAC'S 2017 REPUBLIC OF TEXAS

IDPA CHAMPIONSHIP

**Once again proving...Everything is bigger
and better in Texas.**

WORDS & PHOTOS STEVE SCHIEMANN, A997361



ON SUNDAY, MAY 28TH, THE COLLIN COUNTY IDPA CLUB HOSTED COMPACT'S 2017 REPUBLIC OF TEXAS IDPA

Championship Shooters enjoyed 12 interesting stages with scenarios that tested their self-defense skills to the hilt. Drop-turners, swingers and surprise targets abounded along with a plethora of paper targets and steel. This Tier 4 match, held at the famous Triple C Tactical Range in Cresson, TX, consisted of 12 stages, chrono/equipment check, and a minimum of 210 rounds. Match Director Cody Ray (AO3452) did a great job pulling everything together for an outstanding and well run match.

Six shooters shot in the new provisional PCC division and had a great time with no issues.

The weather cooperated on the primary match day (Sunday), with clouds and wind keeping the temperature at a very comfortable level. The same could not be said for the weather on Saturday when the match staff and other shooters totaling five squads with fifteen shooters each endured high humidity and temperatures. That is the challenge of IDPA and defensive shooting. Defensive shooting teaches us to "hope for



Wilson Combat shooter and CDP Division Champion Austin Proulx crushing a stage.

CONGRATULATIONS TO THE CHAMPIONS

- Division Champion Compact Carry Pistol** ▶ Daniel Thompson
- Division Champion Stock Service Pistol** ▶ Christopher Keller
- Division Champion Enhanced Service Pistol** ▶ Gregory Martin
- Division Champion Custom Defensive Pistol** ▶ Austin Proulx
- Division Champion Revolver** ▶ Jack Davis
- Division Champion Pistol Caliber Carbine** ▶ Haneesh Bagga

the best and plan for the worst." Dealing with adverse conditions/bad weather is part of a self-defense mindset and why we shoot sanctioned matches rain or shine.

Speaking of self-defensive shooting scenarios...one stage was based on an active-shooter-in-the-office situation. Here is the description: "As you are working your new



MATCH REVIEW



Smiling faces are a trademark of matches in the great state of Texas.



Springer Precision

The Shooting Specialists

We have what you need for IDPA in our custom shop or online at our web store.

- XD/XDM**
- 1911/2011**
- Glock**
- M&P**
- SIG P320**
- HK/FNS/CZ**

- GUNSMITHING**
- CUSTOM PARTS**
- LASER MARKING**
- COMPETITION GEAR**
- CERAKOTE COATINGS**

Made in the U.S.A

www.SpringerPrecision.com

541-480-5546



job at the newly moved HQ of a national company, displaced and very disappointed workers from the former location come to make trouble for you and your cube mates. Follow the evacuation plan, the Texas way!" The Texas way includes shooting through a simulated window (port), non-threats, a

this one was keeping track of which targets still needed hits and of course avoiding the no-shoots. It was a good idea to spend as much time as possible thinking about the shooting order.

Another real-world stage involved shooting your way out of your hotel. "Bad guys

sisted of 11 staff members doing double-duty. By that I mean in addition to their normal SO or staff duties, they were tagged to call 911, drive the emergency vehicle, provide medical response, direct traffic or provide documentation. Thankfully, due to great stage design and IDPA's safety rules there

Defensive shooting teaches us to "hope for the best and plan for the worst."

vision barrier and not one but eight threat targets. Personally, I wish my place of work allowed concealed carry-but that's a whole different topic.


Part of preparing for self-defense includes training and competing in standard stages that test basic marksmanship and gun handling. There were two such stages and I'll describe the first one. It was composed of three arrays divided by walls with six threats and three non-threats in each array with an unlimited round count. Shooting distances were from four to ten yards out- but here's the kicker... head shots were required on all targets in tactical priority which in this case was near to far as all shots were in the open. The hardest part of

take over a floor of your hotel. Make your way to safety." After an initial 25-yard threat engagement, you proceeded down the "hallway", with threats and/or non-threats visible as you moved between walls, open areas and vision barriers. Some targets were engaged from cover positions, some on the move. At the end of the hallway or before, makeup shots were legal, if needed, on the first target at the end of the hallway.

Stage designers Bora Angel, Cody Ray, Gabriel Davis, and Arthur Turner did a great job on their stages making the match both challenging and enjoyable for all 247 participants. Collin County IDPA's Chief Safety Officer, C.J. Pruszyński, organized the Emergency Response Team. This team con-

were no injuries during the match.

Shooters came from all over the country from as far away as Pennsylvania, Florida and California to attend Comp-Tac's TX State Championship. There was even a team from Italy.

I look forward to shooting next year's Republic of Texas IDPA match. Its reputation continues to grow as one of "the" matches to attend. 

ABOUT THE AUTHOR

Steve Schiemann, A997361

Steve has been an IDPA member since Nov 2014. He enjoys practicing and shooting matches, and since Nationals last year in Cresson, TX, he has also shot the occasional match with a camera.



SHOOTERS

PROTECT YOUR HEARING • HEAR EVERYTHING

HEAR EVERYTHING WITH ESP'S CUSTOM-FIT
DIGITAL HEARING PROTECTION DEVICES

WITH P2i perform
protect
improve WATERPROOF
NANO-COATING TECHNOLOGY

(303) 659-8844 www.espamerica.com    



SINGLE HANDED PISTOL LOADING OPERATIONS

Recommended steps for loading and unloading a pistol with only one hand.

WORDS RICK CICERO, A444645 PHOTOS LYNN LA ROE



Author Rick Cicero



The techniques in Ricks article benefit a wide range of adaptive shooters.

THE LOSS OF MY RIGHT ARM AND LEG REQUIRES ME TO PERFORM CERTAIN OPERATIONS SINGLE-HANDEDLY UNDER CERTAIN CIRCUMSTANCES. YOU MAY FIND IT NECESSARY TO DO THE SAME AT SOME POINT. LEARNING TO PERFORM SUCH OPERATIONS WILL ENSURE THAT YOU ARE NEVER OUT OF THE FIGHT.

Following are the recommended steps for single-handed loading operations of a semi-automatic pistol.

Following are the recommended steps for single-handed loading operations of a semi-automatic pistol.

One

With an empty pistol, slide forward, secure the pistol in the holster. If this is required on the support side, use of a pocket or the belt line may be a practical option.



Two

Insert a fully loaded magazine, using the index finger to reference the magazine well, insert the magazine, and verify it is firmly secured.

Three

Grasping the pistol with a full grip, ensuring to index the trigger finger draw the pistol. Point the muzzle in a safe direction while catching the rear sight or edge of the ejection port on a stiff surface (i.e. the edge of the holster, corner of a pocket, or heel of a boot) and manipulate the slide, chambering a round.



QUALITY BULLETS
AT THE
LOWEST PRICE
ANYWHERE.



SE SUMMERS ENTERPRISES

406-529-1307 | IDPA# A02264

summersenterprisesllc.com

UniqueTek.com
Products for Shooting, Reloading & Competitive Marksmen



UniqueTek Premium Firearms Cleaner™

- Pure Solvent-Based Cleaner
- No Oils or Additives
- Virtually Odorless
- OK for Indoor Use
- Non Toxic
- Safe for Skin Contact
- No Aromatic Solvents
- Won't Swell Rubber or Attack Plastics
- Non Corrosive
- Won't Pit Metals



*It's not just unique,
It's UniqueTek!*

Try It Now!

Visit our Website at

www.uniquetek.com

Or call 480-507-0866

Four

Perform a press check by transitioning the pistol in your hand to orient the thumb on the backstrap and the fingers over the slide. Squeeze your fingers to move the slide approximately one quarter inch to view the brass. Release the slide and secure a full proper grip.



Five

Return the pistol to the holster and it is ready for use.

Six

Unloading and showing clear is the other required aspect in this operation. With the pistol holstered, remove the magazine and secure it.



Seven

Grasp the pistol with a full grip, keeping the trigger finger indexed, and draw the pistol. Point the muzzle in a safe direction while pushing up on the slide catch (with the thumb or index finger catch dependent on the configuration). Catch the rear sight or edge of the ejection port on a stiff surface (i.e. the edge of the holster, corner of a pocket, or heel of a boot) and manipulate the slide, removing the chambered round, and lock the slide to the rear.



Eight

With the muzzle in a safe direction, visually and physically check the chamber, breach face, and magazine well to ensure it is clear. Look away for a moment and repeat the inspection Never rush **TJ**



ABOUT THE AUTHOR

Rick Cicero, A444645

I am a former Army Paratrooper and was blessed to be in the SOF community. This is what truly created the heart that helped me survive and now thrive. After service, I was a police officer, firearms instructor and canine handler until I retired due to an injury. I became a military contractor. In Afghanistan, I encountered an IED which took my right arm and leg. Now I am the Lead Instructor for HAVA's Learn to Shoot Again Program.



Dillon Precision

Super 1050

STANDARD FEATURES:

- Loading Rate: 1000-1200 Rounds Per Hour
- High Strength Ductile Iron Frame
- Swages Military Primer Pockets
- Automatic Indexing
- Automatic Casefeeder
- Automatic Primer System
- Automatic Powder Measure
- Low-Primer Early Warning System
- Factory Adjusted Reloading Dies
- **RISK FREE 30-Day Trial Period!**

www.dillonprecision.com
FREE Catalog L23-14690, Call 800-762-3845

2017 IDPA

VIRGINIA INDOOR REGIONAL (VIR)

Shooting Lights out in Virginia. WORDS JEFF KOKE, A00419 PHOTOS JEFF ROBERTS, A42162

NORFOLK COUNTY RIFLE RANGE (NCRR) HELD THE VIR FROM MARCH 31ST THROUGH APRIL 2ND 2017. THIS UNIQUE match has 10 stages held entirely indoors with half of the stages shot in the dark! The VIR hallmark is that it is the equivalent of a day/night match. A hand-held flashlight is definitely required. All the (new) IDPA rules were observed, fault lines in the dark, who would have considered that? This year, we shot the dark stages first.

Once again, we were able to fit five stages into our 40 foot wide by 75 foot deep indoor pistol range. It is a tremendous accomplishment to be able to layout five stages to be shot in the dark and then quickly reconfigure them for the light portion! We were also successful rotating a squad of ten people through all these stages in a timely fashion! Special thanks to Jim and Laura Darsch, and John and Sandra Card for accomplishing this! Responding to a lesson learned, this year we increased the squad times to four hours and added a third shooting day; providing more than ample time for the competitors to shoot all ten stages.

We had over 83 registered shooters with 69 actually pulling the trigger. We received many compliments testifying to the fact that we are a friendly group with SOs who are truly interested in the safety of the competitor.

Some of this year's comments/compliments follow:

"Thanks for running a safe and unique match."

"A well organized, well-staffed, efficient-ly conducted and fun match. I only wish I had left MR. STUPID at home!"

"Fun match with deceptively challenging stages. 10 stages shot in just under three hours -- ran like clockwork! Thanks to all the SO's and staff that made it happen."

"Fine job on the VIR match this year. I

The controlled lighting indoors always makes for great fireball pics.





thought the SO's were solid and fair, the COF challenging, but also fair, and everything ran smoothly. We were on before 8am and off by 11ish. Only my second year shooting this match, but I will do it again if you do a 2018 edition."

"I thought it was an excellent match. The stages were well designed to work with the format of the match (i.e., the one walk through, per 5 stages), the officiating was well done, the match ran well within the allotted time, and the awards were tasteful."

With a significant number of DQs on one stage, here is a picture of how you get to go home early. Nine of the ten DQs were on this stage. Seven of the nine were during the lighted portion of the match. An observation: A vast majority of shooters were cautious in the dark, but some got careless

in the light. The muzzle safe zone was very clearly marked. As this is a defensive shooting sport, we will be opening doors and windows, and then shooting through them. Safety is always paramount.

Jim Jones was our match director. He along with a cadre of over 25 staff supported the VIR. We ran alternating shifts of paired up Safety Officers and Scorekeepers on all five stages. Well over 20 SOs worked four hour shifts with a four hour break. The courses of fire were provided by three different folks and consolidated together with the Match Director and Chief Safety Officers determining which to employ. Jeff Koke and Jim VandenAkker provided the match administration taking care of match applications, fielding questions, and overall logistics. Scoring was accomplished by the

MD, both CSOs and administrative staff not currently working the range. Scores were independently entered into two tablets and then compared to ferret out disparities. This year, we posted the scores to Practiscore each evening. Once the match concluded, the final scores were posted on both the Practiscore and IDPA websites.

Many thanks to the IDPA SOs and staff for a safe and successful match. Over 10,000 rounds were expended with half fired in the dark! **TJ**

ABOUT THE AUTHOR

Jeff Koke, A00419

Jeff Koke is the IDPA discipline chairman for the Norfolk County Rifle Range (www.ncrr.net) in Chesapeake, Virginia. He is on the Board of Directors at NCCR and has been active in the shooting sports since 1990; joining IDPA in 1997.

Congratulations
KACI COCHRAN
2016-17 HIGH LADY

Montana Gold Bullet

JACKETED BULLET MANUFACTURING SINCE 1990

MADE IN Montana USA

(406) 755-2717 | WWW.MONTANAGOLDBULLET.COM

WHAT'S IN YOUR BOO BOO BAG?

Thinking beyond the few Band-Aids in your range bag.

WORDS BOBBY BAKER, A361352



IT'S A GREAT DAY AT THE RANGE. THE WEATHER IS COLD AND VERY WINDY. SOMEONE SAYS "THERE'S NO SUCH THING AS BAD TRAINING, JUST BAD CLOTHING". You think you could argue either or both but decide it would take away calories that you could spend on staying warm. You're up next on the stage but instead of thinking about your shot sequence, all you can mentally see is that warm cup of coco and your recliner by the fire. The RSO gives you the go ahead to make ready and as you re-holster, the unthinkable; an AD!!! Holy crap, I just got disqualified. Well at least I get to go home and get warm. Wait a minute, I know a DQ is supposed to hurt your pride, but why does my leg hurt so much? Oh my god, I just shot myself!!

We often see articles in the Journal about what various shooters carry in their range bag. This often includes band-aids, antibiotic cream, and some lip balm. However rarely do we talk about and plan for the potentials of true medical or traumatic emergencies at the range. While we

all have had a scrape or slide rash at the range, we hope and pray to never be the victim of anything significantly impacting our health. Accidents still do happen and can take a great day of fun and enjoyment down the slippery slope to a serious medical and traumatic malady. Additionally, many of the ranges we utilize are quite some distance from a hospital or even the rapid response of emergency services. Some medical emergencies left untreated can become very serious or even life threatening in a matter of minutes. Regardless, we must be ready to take care of ourselves and our range buddies if the need unfortunately arises.

The more common maladies at the range include "slide rash" or a cut from nail or staple on the stage. Most often these are very minor in their damage and the resulting bleeding can be more of a nuisance than a real emergency. A few minutes of direct pressure, coupled with band-aids of varying sizes and some antibiotic ointment from your booboog bag will often be all that is

needed to continue the day.

Next to consider in your booboog bag list of potentials is an allergic reaction. Many of our range stages are home to various insects that can cause issues for some (think bees and more). Additionally, some people are allergic to various foods and environmental allergens. In extreme cases, an example of the mere act of shaking hands, or patting someone's neck after eating a peanut butter cracker can be enough to send them into a potentially deadly spiral of reaction.

During an allergic reaction, your immune system releases antibodies and proteins. The cells then send out histamine and other chemicals, which causes blood vessels to expand and also trigger the allergy symptoms. Allergic reactions might range from mild and annoying, to more severe and even life-threatening. It all depends on the way your body reacts and how much of the allergen got into your system. If an allergy is severe, you may develop a serious reaction called anaphylaxis which can be life-threat-



There are a wide range of suppliers available today for most of these products.

While guns sports are incredibly safe, it always pays to be prepared for the worst.



ening and needs urgent medical attention. While stings are the most probable, general allergic reaction symptoms may include a large area of swelling at the site of the sting, itching or hives all over your body, shortness of breath, wheezing, chest tightness, or a cough. Additionally, you may feel tingling in your mouth, tongue, lips, throat, or facial swelling. All of these symptoms are serious, though the more that are present and the quicker they present, the more severe the reaction. Anaphylaxis is serious business with your body going into shock. Left untreated anaphylaxis can cause some people to quit breathing and even have their heart stop beating.

Diphenhydramine (Benadryl) or some fast-acting antihistamine is a good medication for any of us to have on hand as you never know when that sting may be more than just a little painful nuisance. Those with known allergies should plan appropriately and carry prescribed medications as appropriate, this may include epinephrine (one common device is the Epi-pen). You might even want to consider telling one of your shooting partners where your medication is in case you can't get to it or use it on yourself (hint - in your shooting bag is best, the car may be too far away and the heat inside a car may degrade the medication more quickly).

If you carry or use a gun, you should be prepared to treat a gunshot wound. The White House and Department of Homeland Security recently launched the "Stop the Bleed" campaign to provide bystanders of emergency situations (i.e. the public) with the tools and knowledge to stop life threatening bleeding. Uncontrolled bleeding injuries can result from natural and manmade disasters and from everyday accidents. If this bleeding is severe, it can kill within minutes, potentially before trained responders can arrive. A femoral artery insult that could result from our introductory scenario could lead to death in less than five minutes left untreated. The Stop the Bleed campaign targets in providing bystanders

with basic tools and information on the simple steps they can take in an emergency situation to stop life threatening bleeding that can save lives. Research has shown that bystanders, with little or no medical training, can become heroic lifesavers. Similar to the use of CPR or automatic defibrillators, improving public awareness about how to stop severe bleeding and expanding personal and public access to Bleeding Control Kits can be the difference between life and death for an injured person. More information can be found about the Stop the Bleed campaign and how to address life threatening bleeding at dhs.gov/stopthebleed.

Basic items to potentially include in your bag to address severe bleeding include a tourniquet (or two) and a hemostatic impregnated gauze bandage. Among others, companies like Tactical Medical Solutions (tacmedsolutions.com/category/hemorrhage-control) and North American Rescue (narescue.com/community-preparedness) have multiple applications to potentially fit your personal needs. These simple tools coupled with direct pressure can truly mean the difference in life and death. However, it is not enough to simply carry the items, find a class and learn how to use them effectively (dhs.gov/stb-learn-how-stop-bleed). Information and tools like these are applicable not only at the range but on occasion in everyday life.

While the big and immediate situations get the press and attention, don't forget that sometimes even minor wounds can bring about dire affects. Always make sure you stay up to date with your tetanus shots. Tetanus (sometimes called lockjaw) is an infection caused by a bacterium called *Clostridium tetani*. Spores of tetanus bacteria are everywhere in the environment, including soil, dust, and manure. The spores develop into bacteria when they enter the body. The spores can get into the body through broken skin, usually through injuries from contaminated objects, and stepping on a rusty nail is not the only way. Certain

breaks in the skin are more likely to get infected with tetanus bacteria. These include (among others):

- ▶ **Wounds contaminated with dirt, poop (feces), or spit (saliva)**
- ▶ **Wounds caused by an object puncturing the skin (puncture wounds), like a nail or needle**
- ▶ **Burns**

The incubation period — time from exposure to illness — is usually between 3 and 21 days, depending on the kind of wound.

Symptoms of tetanus include:

- ▶ **Jaw cramping, the first sign is most commonly spasms of the muscles of the jaw, or "lockjaw."**
- ▶ **Sudden, involuntary muscle tightening (muscle spasms) — often in the stomach**
- ▶ **Painful muscle stiffness all over the body**
- ▶ **Trouble swallowing**
- ▶ **Jerking or staring (seizures)**
- ▶ **Headache**
- ▶ **Fever and sweating**
- ▶ **Changes in blood pressure and a fast heart rate**

Tetanus is a medical emergency requiring care in the hospital that will likely include aggressive wound care, drugs to control muscle spasms, antibiotics, and more. Being up to date with your tetanus vaccine is the best tool to prevent tetanus. Protection from vaccines, as well as a prior infection, do not last a lifetime. This means that if you had tetanus or were vaccinated before, you still need to get vaccinated regularly to keep a high level of protection against this serious disease.

Many of us have no problems in dropping good money on a new holster, magazines, parts to trick out our guns, and even shooting schools to give us that shred of competitive advantage. Take a few of those dollars and time and invest in some simple items and training for your booboo bag. For a couple hours of your time and less than \$75 you could make the difference in you or your shooting buddy seeing another day of shooting. A little planning and investment can keep a bad range day from becoming a terrible tragedy. **TJ**

ABOUT THE AUTHOR **Bobby Baker, A361352**

Bobby Baker is an IDPA member who regularly shoots at the Roanoke Rifle and Revolver Club near Roanoke, VA where he serves as one of the medical safety officers for the IDPA matches. He has been involved in emergency services for over 28 years with most of that as an active Paramedic.



WINNER'S CIRCLE

Congratulations to everyone that attended the Wisconsin State (including HQ's own Allison Launius with a match bump to SS), Massachusetts State and Vengeance in the Valley. Great shooting everyone!



SSP Marksman 1st Place
Sara Cannell



High Lady
Alecia Russell



Revolver Division Champion
Bill Thorpe



CCP Division Champion
Brian Cairra



High Industry
Lee Adams



SSP Expert 3rd Place
Mike Zhang



Revolver Sharpshooter 2nd Place
Tim Whitman



ESP Marksman 2nd Place
Joe Chappie



ESP, Ex, 1st
Brandon Beaver



CDP, SS, 1st
Charles Hursh



SSP, MM, 2nd
Tim Raubenstein



SSP, SS, 1st
Dave Figler



High CCP
Evan Thursby



High Distinguished Senior
Eugene Ulshafer



Rev, MM, 1st
Walter Mosetter



High Lady
Jennifer DeFazio



CDP, MM, 1st
John Howson III



Revolver Champion
Ken Ortbach



High Junior
Lian Dunlevy



SSP, Division Champion
Simon Cote

TROPHY ROOM



High LE
Raymond Pescatore



High ESP
Robert McClain



Division Champ BUG
Thomas Ropers



Division Champ CDP
Austin Proulx



Division Champ ESP
John Devere



Division Champ REV
Mike Herro



High Industry
Greg Martin



High Junior
George White



High Law Enforcement
Josh Eernisse



High Military
Aaron Brulc



High Senior
Christopher Terrington



Joseph Kummerer
High Distinguished Senior

UPCOMING MATCHES

Visit IDPA.com/compete to find a club match near you.



START DATE	EVENT NAME	LOCATION
Aug 4, 2017	Delaware State Idpa Championship (Tier 2)	Bridgeville, Delaware
Aug 11, 2017	2017 Idpa Michigan State Championship (Tier 3)	Brighton, Michigan
Aug 13, 2017	2017 Algonquin Cup Provincial (Tier 2)	Sundridge, Ontario, Canada
Aug 13, 2017	Lithuania National Match 2017 (Tier 3)	Vilnius, Lithuania
Aug 18, 2017	2017 Washington State Idpa Championship (Tier 3)	Renton, Washington
Aug 19, 2017	Sig Sauer 2017 New England Regional Idpa Championship (Tier 4)	Harvard, Massachusetts
Aug 25, 2017	The Patriot Match (Tier 2)	Lewistown, Pennsylvania
Sep 7, 2017	Swiss Idpa Championship 2017 (Tier 2)	Colombier, Switzerland
Sep 8, 2017	2017 Rust Belt Championship (Tier 2)	Wampum, Pennsylvania
Sep 9, 2017	2017 Brownells Nm State Idpa Championship (Tier 3)	Farmington, New Mexico
Sep 9, 2017	The Masters 2017 Idpa Championship Presented By Glock (Tier 4)	Hoover, Alabama
Sep 15, 2017	2017 Idpa Italian National Championship (Tier 3)	Veneto, Italy
Sep 15, 2017	Commonwealth Cup (Tier 2)	Charlottesville, Virginia
Sep 23, 2017	Prairie Dell Shootout (Tier 2)	Bunker Hill, Illinois
Sep 28, 2017	2017 Idpa Us National Championship (Tier 5)	Cresson, Texas
Oct 7, 2017	The Potomac Grail (Tier 2)	Thurmont, Maryland
Oct 7, 2017	2017 Comp-Tac Mississippi State Idpa Championship (Tier 4)	Blue Springs, Mississippi
Oct 14, 2017	Lone Star Idpa Championship 2017 (Tier 4)	Cresson, Texas
Oct 20, 2017	Tidewater Maul In The Fall (Tier 2)	Chesapeake, Virginia
Oct 21, 2017	Fall Brawl 2017 Match (Tier 3)	Perryville, Arkansas
Oct 27, 2017	Liberty Match At Valley Forge 2017 (Tier 3)	Audubon, Pennsylvania
Oct 28, 2017	The Western Idpa Regional (Tier 4)	Sloughouse, California
Nov 11, 2017	Holiday Havoc 2017 (Tier 2)	Evansville, Indiana
Dec 2, 2017	2017 Florida Ccp Sheepdog Trials (Tier 2)	Bunnell, Florida

PARTING SHOT

PRESENTED BY
COMP-TAC

Comp-Tac Victory Gear is giving you the opportunity to take a parting shot-but be kind, we don't want to hit you with a Failure To Do Right. Submit your own original caption for the photo below by emailing it to partingshot@IDPA.com. We suggest you don't post your entry on Social Media to keep others from "stealing" your idea. Once your entry is received a super secret panel of judges (think of them as a Trilateral Commission or the Illuminati) will review the entries and select their top three. So bring the funny.

READY TO CAPTION THIS?



HOW TO ENTER

Step #1:

Think of something funny to caption the photo above.

Step #2:

Email your (hopefully) funny caption to partingshot@idpa.com

Step #3:

Sit around waiting to find out if you won, all the while complaining about the whole process being unfair in not recognizing your obvious comedic genius.

Step #4:

Cross your fingers, hope we like your wry sense of humor best.



PARTING SHOT WINNERS FROM OUR LAST ISSUE

Winner

"Sir, Hands on your head, spread your legs. I'm applying for a TSA job next week and need the practice."

—Darrin Simmons, A812127

Second Place

"Come on Bill! We can do this; I can be your cover garment. They'll never even notice!" —Lewis Yakopec, A204956

Third Place

"Oh, thank you, thank you, thank you, Mr. RO....it really was a double!"

—Doc Holliday, A10063



WWW.CEDHK.COM

WWW.DOUBLEALPHA.BIZ

NEW USA
WAREHOUSE!

ALL ORDERS SHIP FROM
PENNSYLVANIA, USA

www.cedhk.com

www.doublealpha.biz

E: sales@cedhk.com

E: sales@doublealpha.biz

T: (888) 628-3233

T: 610) 336-9752




ELECTRONICS



RANGE BAGS



BRASS PREPARATION



MR. BULLETFEEDER

Performance Center[®]



by Smith & Wesson[®]

PERFORMANCE WHEN IT MATTERS MOST



PERFORMANCE CENTER[®] PORTED M&P SHIELD[®]

- LIGHTENING CUTS ON THE SLIDE TO REDUCE MASS
- PORTED BARREL TO REDUCE FELT RECOIL & MUZZLE FLIP
- PERFORMANCE CENTER ENHANCED TRIGGER FOR SMOOTH TRIGGER PULL



Tritium Night Sights
3 Magazines

HI-VIZ Fiber Optic Sights
2 Magazines

www.smith-wesson.com/pc

#PerformanceCenter